

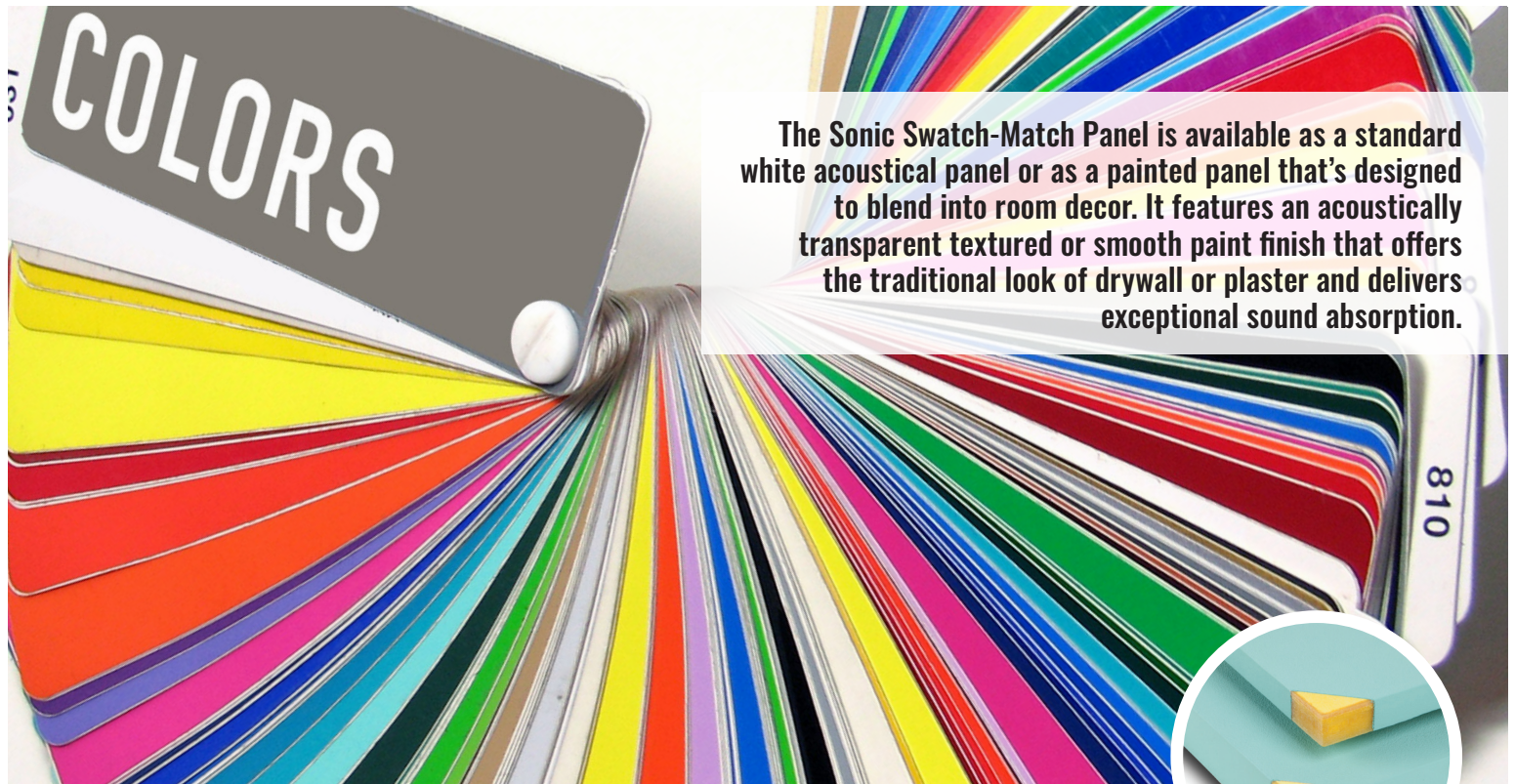




CUSTOM PAINTABLE PANELS

SONIC SWATCH-MATCH™ PANEL





The Sonic Swatch-Match Panel is available as a standard white acoustical panel or as a painted panel that's designed to blend into room decor. It features an acoustically transparent textured or smooth paint finish that offers the traditional look of drywall or plaster and delivers exceptional sound absorption.

SONIC SWATCH-MATCH™ PANEL

SONIC SWATCH-MATCH PANELS consists of a 6-7 lb. density rigid fiberglass board layered with a 1/8" high density 10- 20 lb. fiberglass sheet for added strength. Resin hardened edges to reinforce panel perimeter against warping and damage.

COATED WITH AN ACOUSTICALLY TRANSPARENT WHITE PAINT. May be customized with a smooth or textured finish in a paint color of your choice.

APPLICATIONS:

- Hotels
- Restaurants
- Anywhere you want to match wall color and reduce noise

SPECIFICATIONS:

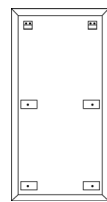
THICKNESS 1 1/8" | 1 5/8" | 2 1/8"

CUSTOM SHAPES MAX SIZE 4' X 12' or 5' x 10"

NRC 1" 0.85 | 2" 1.0

FIRE TEST ASTM E84-Class I/A

WALL MOUNTING OPTIONS

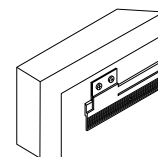


Z-Clip/Rail/
Velcro

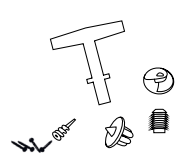


Impaling Clips
w/ Adhesive

CEILING MOUNTING OPTIONS

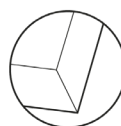


Z-Clip/Rail

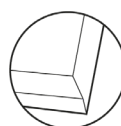


Rotofast™
Snap-On Anchor

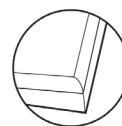
EDGE OPTIONS



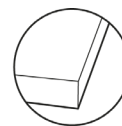
Mitered



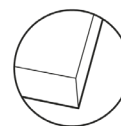
Beveled



Radius



Pencil



Square



Tegular